



Interior Design Template for a Complete, Compact & Comfortable Home

***For Architecture, Landscape & Urban Design Services,
it is recommended to Consult a Council of Architecture - Registered Architect.***

Designed by Design Nexus
www.microghar.com



TABLE OF CONTENTS

Introduction

Part 01 - 3Ds

Part 02 - 2D Drawings





Interior Design Template for a Complete, Compact & Comfortable Home

INTRODUCTION



“I do not want my house to be walled in on all sides and my windows to be stuffed. I want the cultures of all lands to be blown about my house as freely as possible.

But I refuse to be blown off my feet by any.”

- Mahatma Gandhi



Microghar Philosophy

At Microghar, we believe that a **House** fulfils a basic need: shelter, safety, and structure.

But a **Home** fulfils a deeper want: belonging, identity, dignity, and aspiration.

To design such a **Home**, we must remain open to ideas and inspirations from across the world.

To build the **House**, we must stay rooted in local climate, culture, materials, construction techniques, and context.

So rooted that even maintenance and future upcycling can be carried out locally and sustainably.

The outcome must honour the land, respect its wisdom, and serve the people who live on it; by being architecturally appropriate, socially inclusive, and economically empowering.

This is the heart of Microghar.



The Microghar™ Model

“An Innovation Worth Experiencing”

Microghar™ makes architecture and design accessible beyond India’s cities, empowering local citizens, architects, professionals, and tradespeople through digitally available, ready-made interior design templates.

Design for a Complete, Compact & Comfortable Home.



The Microghar™ SaaP Model

At Microghar™, *Service as a Product (SaaP)* defines our outreach philosophy.

We transform the traditionally customised, expert-dependent design service into a standardised, ready-to-use digital product, complete with a fixed scope, price, and delivery method, to serve a larger cross-section of society.

Through this model, families across India can access professional design documentation in a simple, self-help format.

Each Microghar™ interior design template acts as a DIY blueprint, empowering citizens to collaborate with local authorities, professionals, and tradespeople, especially in regions beyond cities with limited access to professional design, to plan, customise, and build their homes confidently, affordably, on time, and in alignment with applicable building codes.

For those **not keen** on building the Microghar™, the products can be used as an educational tool of reference for one's own design literacy, to visualise and design something different.



The Microghar™ Legacy

“An Interior Design Template Worth Understanding”

Prototype 1 - RaghaONE

For an Independent Ground Storeyed 2-Bedroom Hall Kitchen
(2BHK) With Living - Dining Combined + Common Passage + Kitchen
+ Common Bathroom & Loft Above + Double Bedroom + Twin
Bedroom

With the Architect’s professional help, Microghar-RaghaONE can be
achieved incrementally too and, if required, further expanded vertically
through
the addition of floors.

Carpet Area:

Approximately 60 sqmt. / 650 sqft. (Rounded)

Plinth / Built-Up Area Approximately:

Depends on Your Selections of Wall Types

Interior Design

Yours to Customise (Limited) and Execute using the Microghar Interior
Design Template

Architecture Design

Yours to get designed through an architect around the Microghar Home

Landscape Design

Yours to get designed through an architect around the Microghar Home

Urban Design Beyond Your Plot

Yours to get designed through an architect around the Microghar Home

For all the above, kindly check for:

Professionals, Permissible Rules, Regulations, Laws & ByeLaws, Standards,
Codes, etc. in your area.



CORE PRINCIPLES

The Microghar™ Concept “A Design Worth Understanding”

Microghar brings together two powerful ideas:

Micro

A symbol of efficiency, optimisation, and intelligent design, reflected in microorganisms, DNA structures, nanotechnology, and molecular systems, and the software chips that drive modern innovation.

It signifies the ability to create greater value through thoughtful precision.

Ghar

A home, deeply rooted in Indian languages, culture, and emotion, and distinct from a *makaan*, which refers merely to a physical house. A Ghar is a space of identity, belonging, dignity, and everyday living.

Together, “**Microghar™**” means:

A well-designed, intelligently planned, space-efficient home that feels complete, comfortable, and contemporary, adaptable to various interior design looks

and crafted with clarity, purpose, and design intention.

It reflects the belief that in today’s era, every family deserves access to professionally guided home design, to live sustainably, responsibly, and with dignity.

Microghar™ stands for:

Design Literacy • Design Accessibility • Design Intelligence • For Dignified Living

Expressed through a prototype of a home RagmaONE that embodies the philosophy of being: Complete, Compact, and Comfortable.

What defines a **Microghar™**

A Microghar is not defined by size, but by its efficiency, clarity of intention, and the quiet elegance of good design, a design approach that supports a healthy, prosperous, and well-connected life for individuals, families, and communities.



Microghar is a UHRH Template
UHRH - Urban Home in Rural House
An Interior Design Prototype for Urban Lifestyle in Rural Setup

Inside-Out Design:

An *Interior-to-Architecture* approach that shapes the home first, then lets you and your team design and execute the house around it, followed by its surrounding landscape up to the neighbourhood or the village environment.

Urban Comfort, Rural Context:

Packed with *urban lifestyle solutions* designed for rural families aspiring to modern comfort and conveniences. Based on Real Complete, Compact, and Comfortable Home Solutions-Conveniences drawn from *actual executed compact apartment projects* across Mumbai.

Empowerment by Design:

A Design *framework: To Study, Learn, Set up a Team, and Build.*

Personal Expression:

Through *Personal Involvement.*



The Microghar™ Impact

“A Cause Worth Succeeding”

Microghar envisions every *Microghar Experience* as an expression of responsible and compassionate design, one that is rooted in place, responsive to people, and respectful of the planet.

By embracing local labour, materials, and building traditions, each Microghar™ home should aspire to belong authentically to its context while empowering and advancing the collective progress and sustainability of its users, its community, its environment, the nation, and the planet as a whole.



The Microghar™ Problem Statement

“Issues Worth Solving”

Agony No. 1

The Microghar story emerges from rural India, where young, middle-aged, and elderly citizens from all walks of life share a rising aspiration for better living. They enjoy affordable access to beautifully designed consumer goods like premium mobile phones, vehicles, and digital services, yet still struggle to access a properly planned home, an essential need deserving the same dignity, design quality, and usability as the products they already rely on. This aspiring community represents the B2P2C segment Microghar is committed to empowering.

Agony No. 2

It is equally the story of thousands of rural professionals, contractors, tradesmen, and labourers who work with dedication yet see limited avenues for meaningful growth. Despite a thriving market, the absence of professional design, clear documentation, and structured systems prevents their skills from being organised, recognized, or rewarded. These hardworking individuals represent the B2P2B force Microghar is committed to uplifting.

Agony No. 3

Between families seeking dignity and contractors seeking opportunity, longstanding mistrust, misunderstandings, and prejudices often take root. These tensions disrupt collaboration, slow progress, and create inefficiencies that affect both sides. As expectations clash without clarity or guidance, individual growth becomes difficult, and community development remains unfulfilled despite the potential that exists within every rural household and every skilled worker. Microghar is committed to eliminating these gaps.

Ecstasy for All

Microghar resolves these interconnected challenges through design intelligence, transparent documentation, and a unified, accessible approach. It brings families and contractors onto common ground with the help of architects, replacing confusion with clarity and mistrust with collaboration. By aligning aspirations with capabilities, Microghar enables better homes, stronger livelihoods, healthier relationships, and sustainable development, community progress-ensuring dignity, opportunity, and growth for all.



Official Disclaimer

Microghar™ provides professional interior design DIY templates and digital guidance for self-help and educational purposes. Building design, construction, landscape and neighbourhood design, and interior fit-out execution are to be undertaken independently by clients in consultation with local professionals and in compliance with applicable laws, rules, regulations, codes, and statutory approvals. Microghar™ does not undertake construction or supervision, and does not offer financial, legal, or technical guarantees.

Start Your Microghar Journey Today.

**MICROGHAR INTERIOR DESIGN DESIGN TEMPLATE & GUIDELINES
DIY Self-Help Educational Framework for Customizable Home Design &
Build**

**Microghar™ License to Design & Build - 1 Prototype Only
Rs. 51000/- Non-Refundable**

“Action is the real measure of intelligence” -Napoleon Hill

**Design Demystified. Construction Localised. Living Dignified.
www.microghar.com**



The Microghar™ Appeal

“Home Sweet Home”

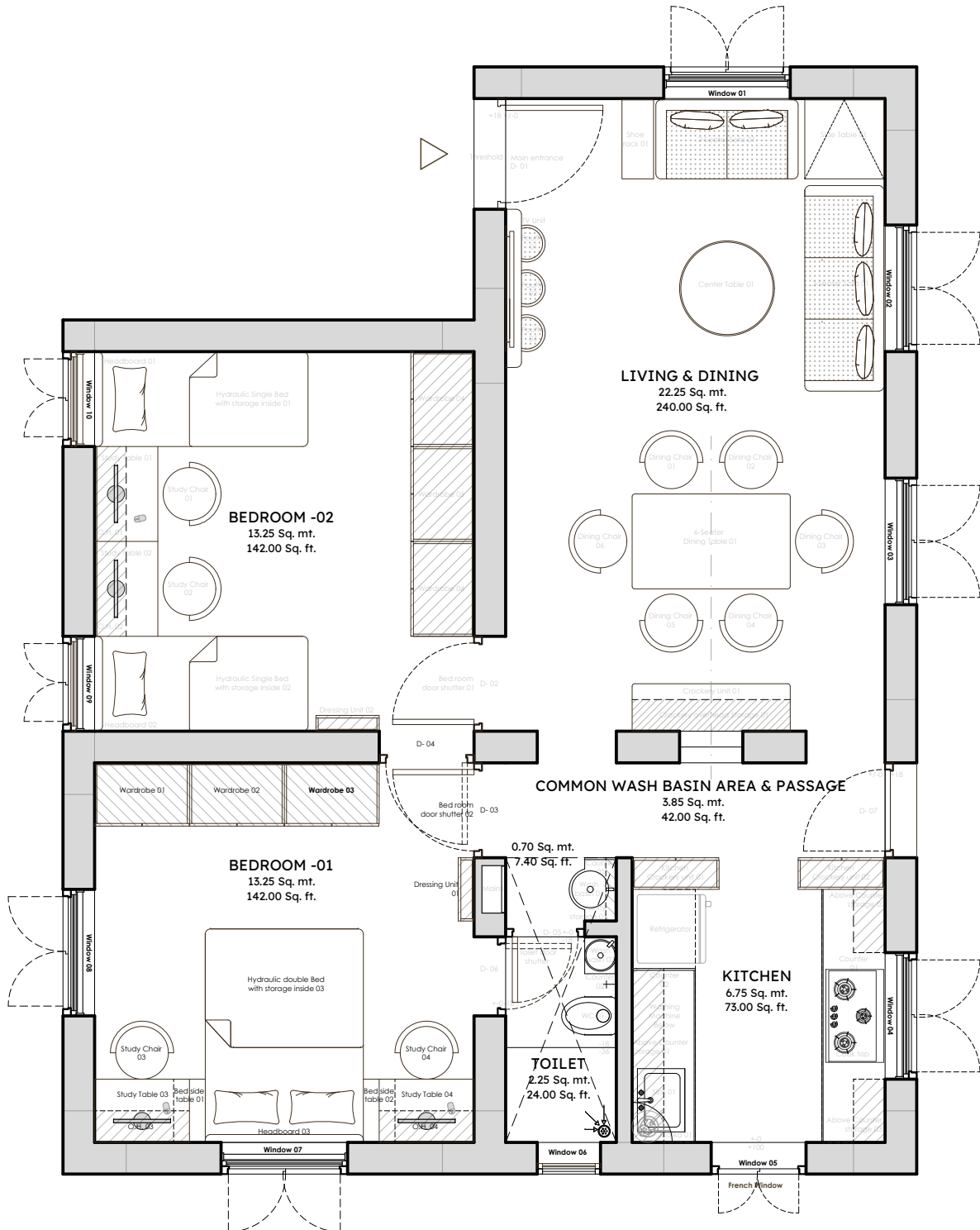
“Guided by your wisdom and strengthened by your feedback, May Microghar help families find their way home.”



PART I



MICROGHAR FURNITURE LAYOUT PLAN



MICROGHAR - Approx. 62.30 Sq. Mt/ 670.00 Sq. Ft Carpet Area



MICROGHAR FEATURE LIST (Approx. 59.92 + Sq. Mt./ 645.00 + Sq. Ft.)

Room	Area	Furniture	Use	Experience	
LIVING & DINING AREA Approx. 21.60 + Sq. m. & 232.50 + Sq. ft. 14 Person seating capacity	Main Entrance	Steps upto Main Door	Entry from Outside to Inside	Grand Entry	
		Main Door	Door with Name Plate & Hook for Toran	First Impression of the Home	
		Threshold/ Umbra patti	Space for Rangoli/Kolam- Outside and Inside	Auspicious Entry to Home	
		Security Access Control	Video Door Phone/Digital Lock, if required	Monitor and Manage Access to Home	
	Seating & Entertainment Area	Shoe Console	Storage of Footwear inside & Artifacts above	Maintaining Cleanliness in the Home	
		2-Seater Sofa	Seating	Relaxation and Work	
		3-Seater Sofa	Seating	Relaxation and Work	
		Center Table/ Teapoy	Work, Eat & Play	Convenience and Interaction	
		Side Table	Top Openable Storage for Newspaper, etc.	Convenience	
		TV Ledge	Television & Other Electronic Items	Entertainment	
		Pouffees - 03 nos.	Additional Flexible Seating or Footrest	Extra Seating	
	Dining Area	6-Seater Dining Table	Work, Eat & Play	Study, Work, Discussion, Content Creation, Board Games, Hobbies etc.	
		Dining Chairs - 06 nos.	Seating		
		Crockery Unit/ Bar Unit	Storage for Crockery, Cutlery, Trays & Table	Dining Convenience	
		Dining Area Pantry Window	Serving from Kitchen	Easy connectivity- Dining & Kitchen	
		Overhead Storage	Storage of Frequently Used Crockery	Display for Living & Dining Area	
	Interconnection	Main Entrance		Uncluttered Access	Stress-Free Environment
		Bedroom-02			
		Kitchen Passage			
		Toilet Passage			
Dining Area Pantry Window					
COMMON WASHBASIN AREA & PASSAGE Passage - Approx. 3.24 + Sq. mt. & 34.88 + Sq. ft. C.W.B. - 0.63 + Sq. mt. & 6.78 + Sq. ft.	Outside Kitchen	Tall Storage- 02 nos.	Housekeeping	Provision Storage & Maintenance	
	Outside Common Toilet	Main Distribution Board (DB)	Mains, Junctions, Wifi, Automation, etc.	Easy Access, Monitor & Maintenance	
		Overhead Unit	Storage for Toiletries with Mirror on Shutter	Personal Grooming	
		Washbasin	Round Washbasin and Counter-mounted Tap	Daily Routine	
Interconnection	Accessories	Handwash, Napkin Holder, etc.	Cleanliness		
	Counter Storage	Laundry Storage & Housekeeping	Convenience		
	Living & Dining Area (1)		Organized Access	Encourage Efficiency	
	Living & Dining Area (2)				
	Service Entrance				
Kitchen					
Toilet					
KITCHEN (MODULAR DESIGN- BASIC) Approx. 6.48 + Sq. mt. & 69.75 + Sq. ft.	Counter-01	Bedroom-01			
		Dining Area Pantry Window			
		Countertop	Working Counter Space Cooktop/ Hob	Convenience	
		Below Counter Storage	Drawer for Spatula & Spoon Storage		
			Drawer for Glass & Bowl Storage		
			Drawer for Masala/Spices Storage		
			Drawer for Plates Storage		
			Drawer for Vegetables Storage - Wicker Basket		
			Drawer for Kadai, Cooker etc. Storage		
			Drawer for Serving Bowl, Idli Maker etc. Storage		
	Drawer for Serving Tray, Pan & Board Storage				
	Overhead Units	Frequently Used Storage			
	Backsplash	Ease of Maintaining Cleanliness			
	Loft Units	Long-term Storage			
	Counter-02	Space for Refrigerator	Placing refrigerator	Efficient Workflow	
Countertop		Sink Shelf for Matka			
Below Counter Storage		Space for Washing Machine			
		Space for Detergent Holder			
		Space for Water Filter			
Overhead Units	Frequently Used Storage				
Backsplash	Ease of Maintaining Cleanliness				
Loft Units	Long-term Storage				
Space Between Counters	Nil	03-04 Person Capacity			





MICROGHAR FEATURE LIST (Approx. 59.92 + Sq. Mt./ 645.00 + Sq. Ft.)

Room	Area	Furniture	Use	Experience	
TOILET Approx. 2.05 + Sq. mt. & 22.04 + Sq. ft.	Wash Basin Area	Frame	Mirror	Personal Grooming	
		Washbasin	Round Washbasin and Counter-mounted Tap	Daily Routine	
		Accessories	Handwash, Napkin Holder, etc.	Cleanliness	
		Counter Storage	Laundry Storage & Housekeeping	Convenience	
	W.C. Area	W.C./Commode	Hygiene		Cleanliness & Comfort
		Hand spray			
		Flush Tank			
		Towel Rack			
	Shower Area	Shower Head	Extra Utility		Extra Efficiency
		Diverter			
		Spout			
		Corner Shelf			
	Loft Above	Water Tank	Flexibility		Convenience
		Geyser			
	Interconnection	Storage	C.W.B		
Bedroom-01					
BEDROOM-01 Approx. 12.96 + Sq. mt. & 139.5 + Sq. ft.	Sleeping Area	Queen Size Bed	With Internal Storage	Comfort & Convenience	
		Side Tables	Shelves	Convenience	
	Study Area	Study Table with Overhead Storage - 02 nos.	Overhead Book Storage with Shelves		Comfort & Efficiency
			Pin-Up Board with Light Arrangement		
			Table with Extendable Tray & Drawer		
	Wardrobe Area	Almirah/Cupboard/Wardrobe	Study chair - 02 nos.	Comfort & Convenience	
			Overhead Storage for Luggage, etc.		
			Hanging Clothes Arrangement		
			Space for Safe		
			Drawers for Documents' Storage - 06 nos.		
Interconnection	Dressing unit	Shelves for Clothes Storage - 09 nos.	Grooming & Styling		
		Drawers for Shoe Storage - 03 nos.			
Bedroom-02	Common Wash Basin Passage	Storage for Cosmetics, etc. with Mirror on Shutte	Flexibility	Close Proximity & access to Bedroom 02	
		Toilet			
BEDROOM-02 Approx. 12.96 + Sq. mt. & 139.5 + Sq. ft.	Sleeping Area	Single Beds - 02 nos.	With Internal Storage	Personal Space for Kids/ Guests	
	Space Between Beds	Nil	Multi-Purpose Space	Floor Play Zone Between Beds	
				Dance/ Performance Practise Zone	
	Study Area	Study table - 02 nos.	Overhead Book Storage with Shelves	Independence & Efficiency	
			Pin-Up Board with Light Arrangement		
			Table with Extendable Tray & Drawer		
	Wardrobe Area	Almirah/Cupboard/Wardrobe	Study chair - 02 nos.	Simultaneous Dressing and Wardrobe Access	
			Overhead Storage for Luggage, etc.		
			Hanging Clothes Arrangement		
			Space for Safe		
Drawers for Documents' Storage - 06 nos.					
Interconnection	Dressing unit	Shelves for Clothes Storage - 09 nos.	Grooming & Practise Activity		
		Drawers for Shoe Storage - 03 nos.			
Bedroom-01	Living & Dining Area	Storage with Mirror on Shutter	Flexibility	Close Proximity & access to Bedroom 01	
				Direct access	



TOP VIEW OF MICROGHAR



TOP VIEW OF LIVING & DINING AREA



VIEW OF SEATING & ENTERTAINMENT AREA



VIEW OF DINING AREA



LIVING & DINING



VIEW OF SEATING & DINING AREA



VIEW OF DINING & ENTERTAINMENT AREA



LIVING & DINING



VIEW FROM MAIN ENTRANCE



VIEW FROM SEATING AREA



LIVING & DINING



VIEW FROM PASSAGE WAY 01



VIEW FROM PASSAGE WAY 02



LIVING & DINING



TOP VIEW OF BEDROOM-01



VIEW OF SLEEPING & STUDY AREA



VIEW OF WARDROBE & STUDY AREA



BEDROOM-01



VIEW OF SLEEPING & WARDROBE AREA



VIEW OF WARDROBE AREA



BEDROOM-01



VIEW FROM STUDY AREA



VIEW FROM BEDROOM-01 ENTRANCE AREA



BEDROOM-01



VIEW FROM WARDROBE AREA



VIEW FROM TOILET AREA



BEDROOM-01



TOP VIEW OF BEDROOM-02



VIEW OF SLEEPING & WARDROBE AREA



VIEW OF SLEEPING & STUDY AREA



BEDROOM-02



VIEW OF WARDROBE AREA



VIEW OF WARDROBE & SLEEPING AREA



BEDROOM-02



VIEW FROM SLEEPING AREA



VIEW FROM BEDROOM-02 ENTRANCE AREA



BEDROOM-02



VIEW FROM WARDROBE AREA



VIEW FROM SLEEPING AREA



BEDROOM-02




TOP VIEW OF COMMON WASH BASIN & PASSAGE AREA



**VIEW OF ELECTRICAL MAINS
AREA**



**VIEW OF COMMON WASH
BASIN AREA**



COMMON WASH BASIN AREA



VIEW OF PASSAGE TOWARDS KITCHEN & TOILET SIDE



VIEW OF PASSAGE TOWARDS LIVING & DINING SIDE



COMMON WASH BASIN AREA



VIEW FROM ELECTRICAL MAINS AREA



VIEW FROM BEDROOM 01 ENTRANCE AREA



COMMON WASH BASIN AREA



VIEW FROM SERVICE DOOR AREA TOWARDS DINING



VIEW FROM SERVICE DOOR AREA TOWARDS KITCHEN



PASSAGE



TOP VIEW OF TOILET



VIEW OF WASH BASIN, WC & SHOWER



VIEW FROM WC AREA



TOILET



VIEW OF WC & SHOWER AREA



VIEW OF WASH BASIN & WC AREA



TOILET



VIEW FROM SHOWER AREA TOWARDS W.C.



VIEW FROM SHOWER AREA TOWARDS TOILET ENTRANCES (2)



TOILET



VIEW FROM WC AREA



VIEW FROM TOILET ENTRANCE



TOILET



TOP VIEW OF KITCHEN



VIEW OF COUNTER-01



VIEW OF COUNTER -02



KITCHEN



VIEW FROM KITCHEN ENTRANCE AREA



VIEW TOWARDS PASSAGE AREA



KITCHEN



VIEW FROM SINK AREA



VIEW FROM PASSAGE AREA



KITCHEN



VIEW FROM COUNTER-01 TOWARDS PASSAGE



VIEW FROM COUNTER -01 TOWARDS WINDOW



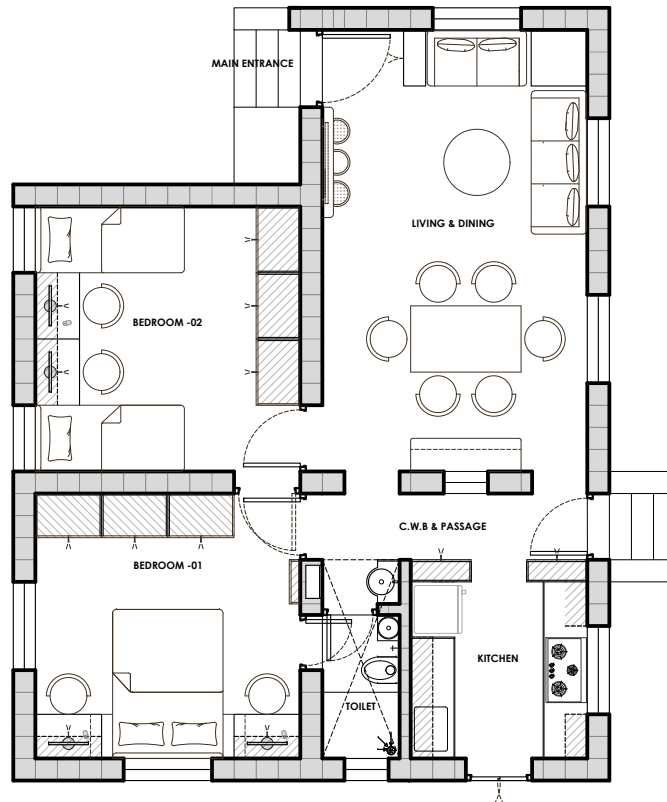
KITCHEN



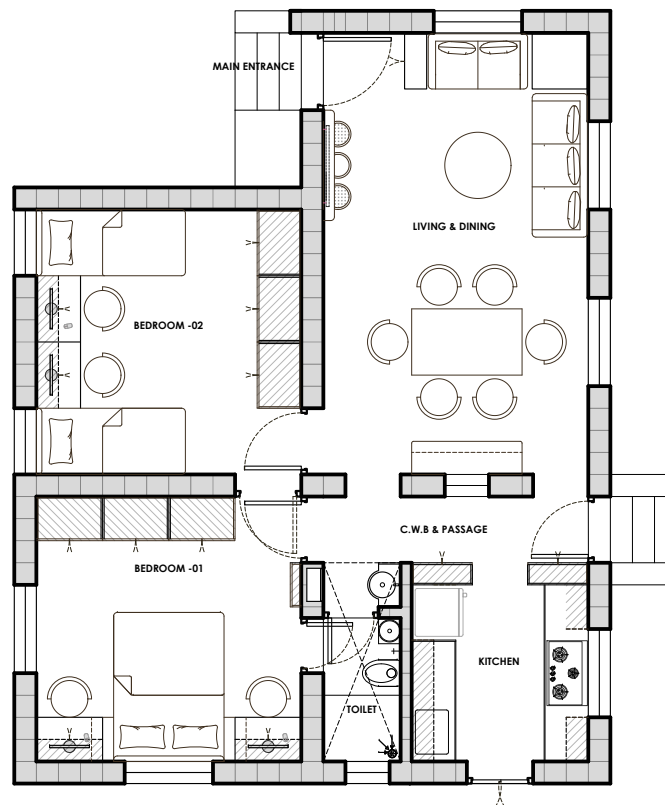
PART II



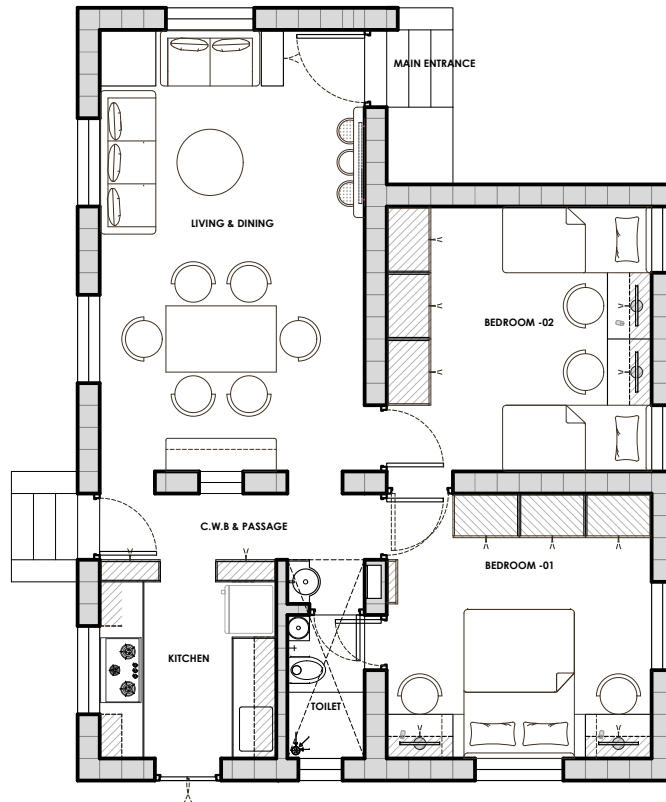
MICROGHAR



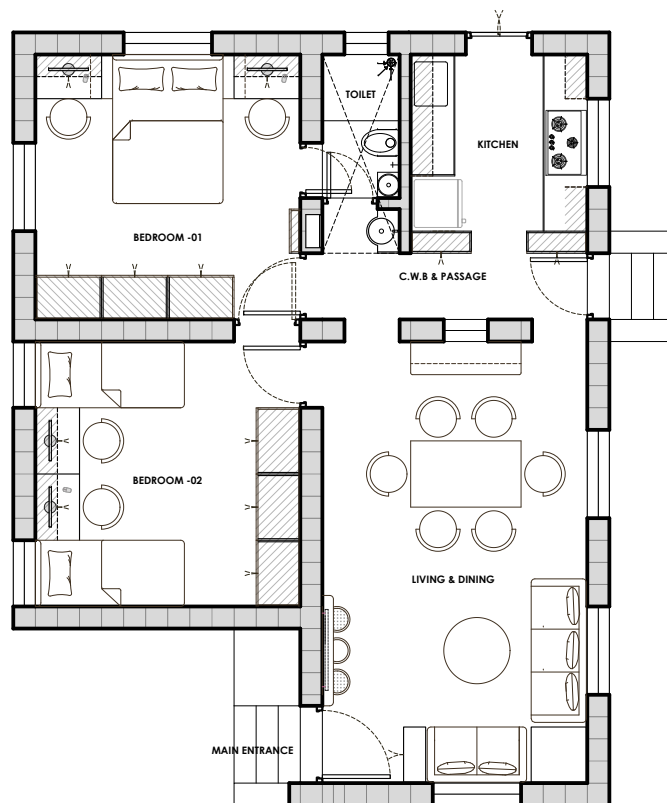
MICROGHAR ORIENTATION 01



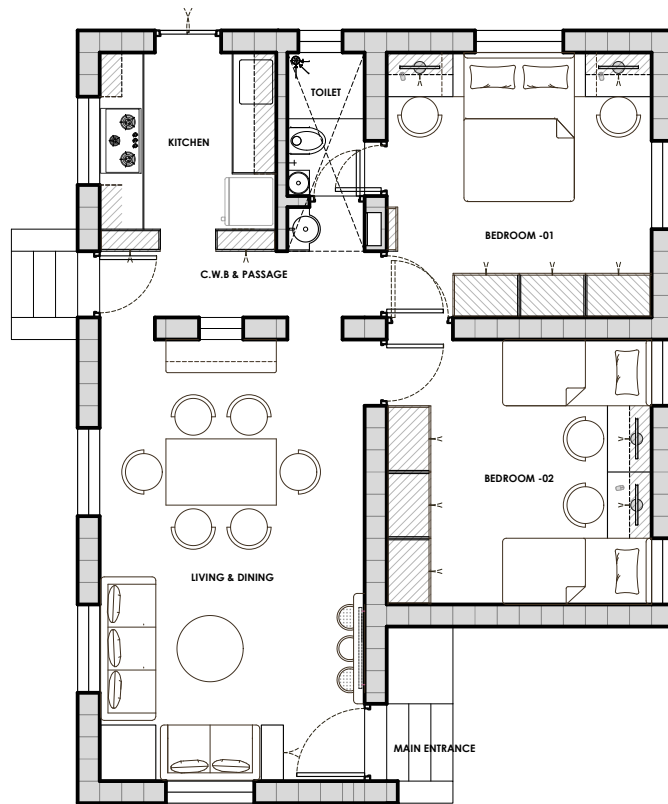
MICROGHAR ORIENTATION 02



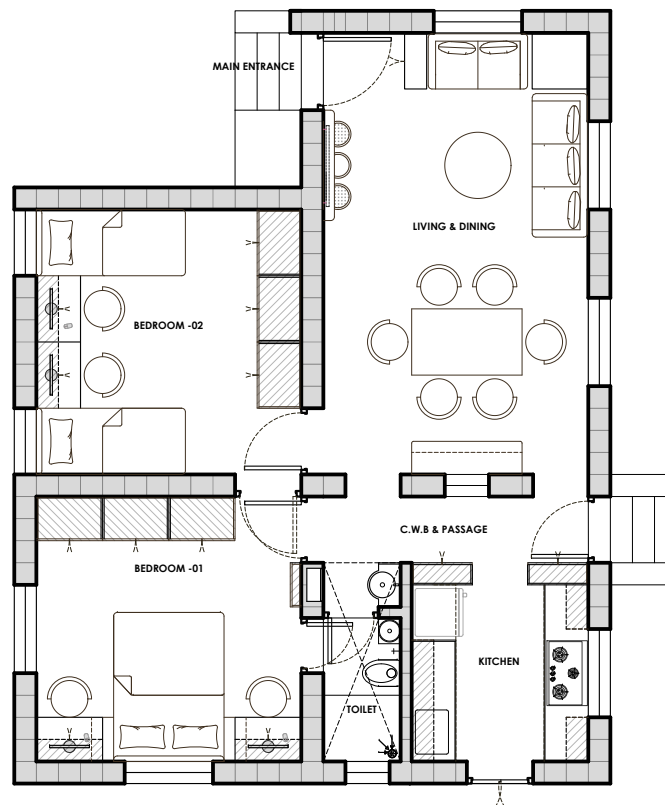
MICROGHAR ORIENTATION 03



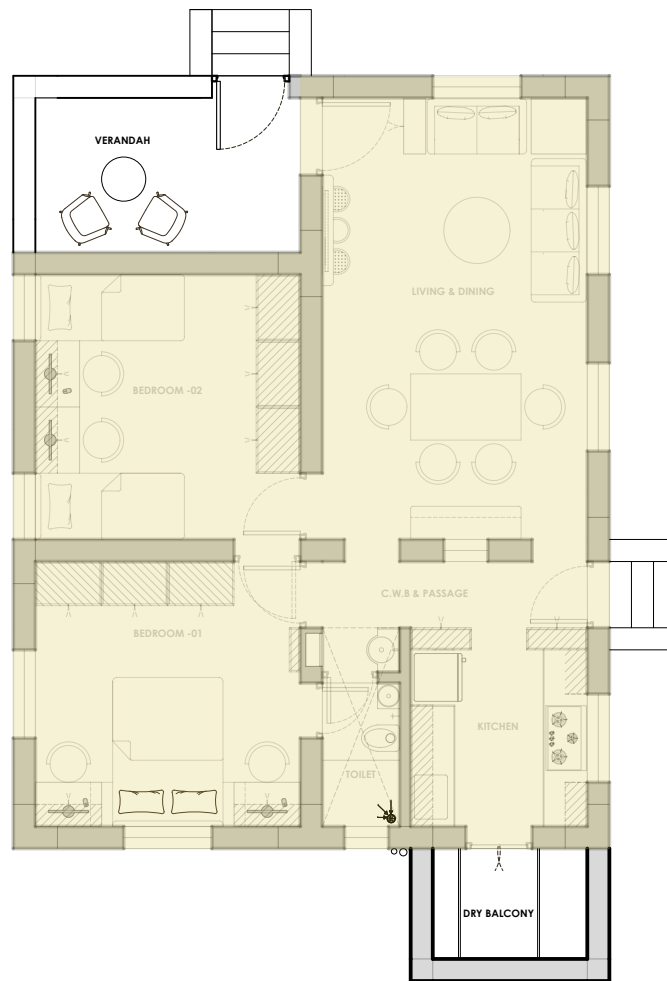
MICROGHAR ORIENTATION 04



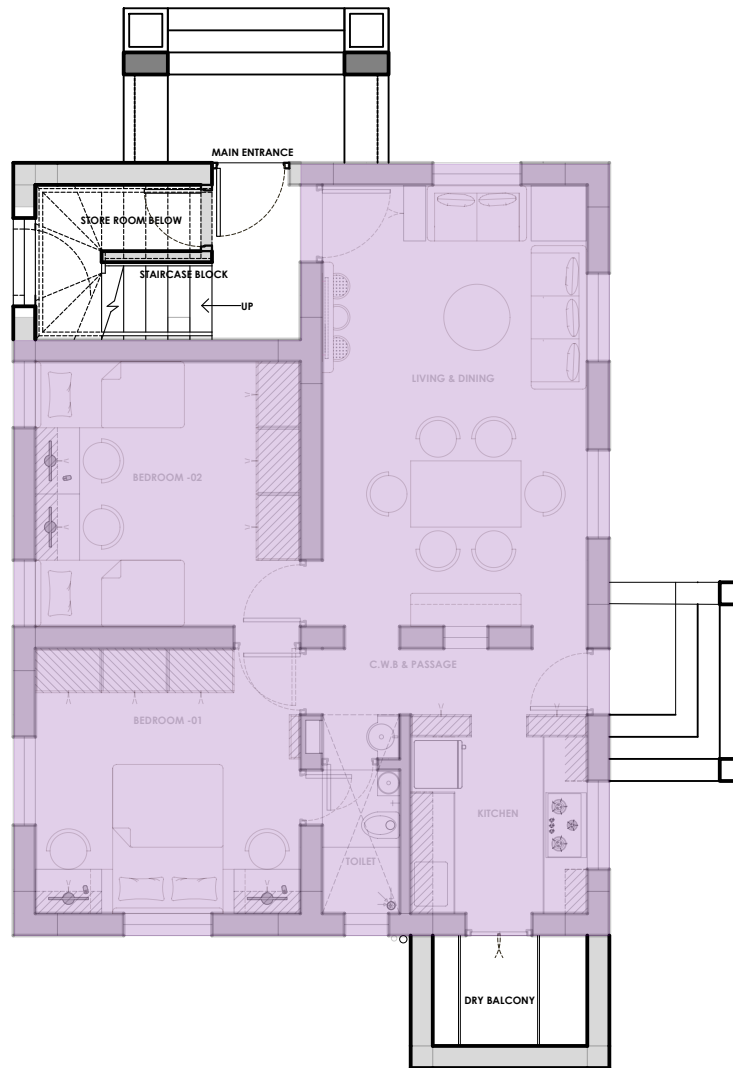
INCREMENTAL MICROGHAR OPTION 01



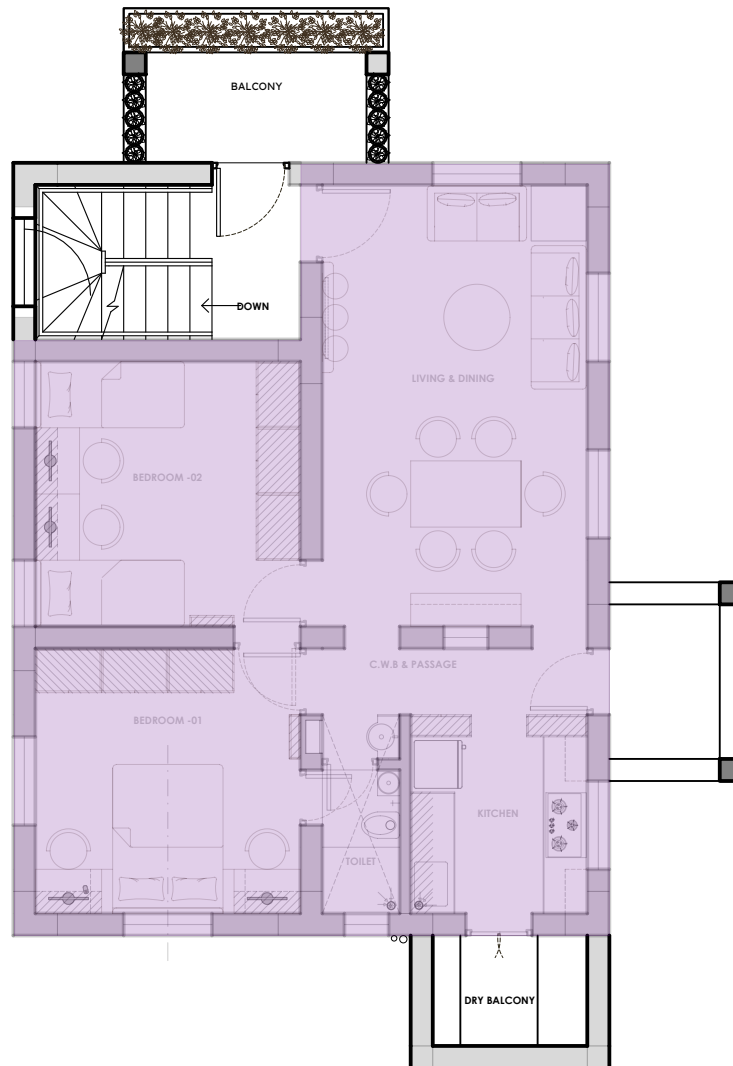
INCREMENTAL MICROGHAR OPTION 02



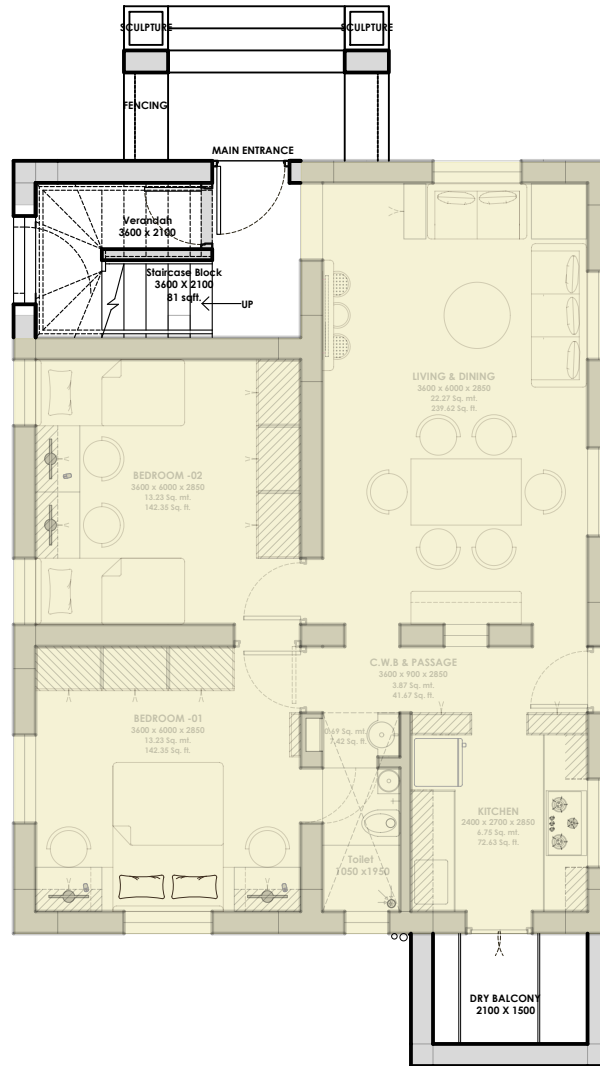
INCREMENTAL MICROGHAR OPTION 03 GROUND FLOOR (02 INDIVIDUAL UNITS)



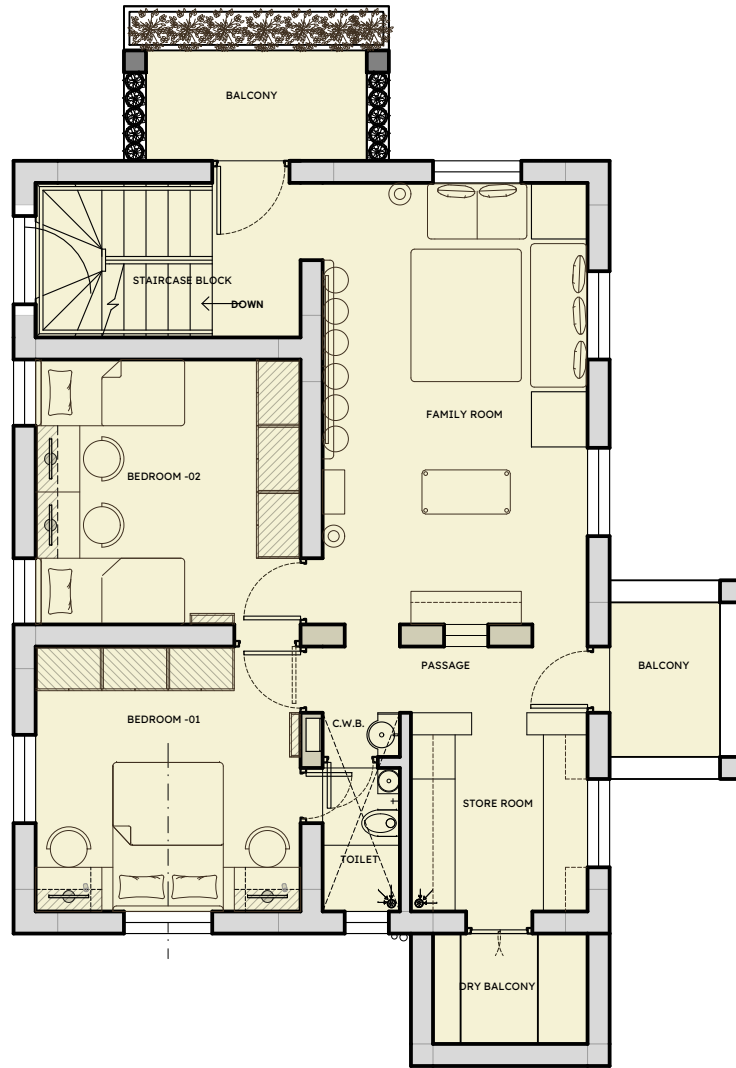
INCREMENTAL MICROGHAR OPTION 03 FIRST FLOOR (02 INDIVIDUAL UNITS)



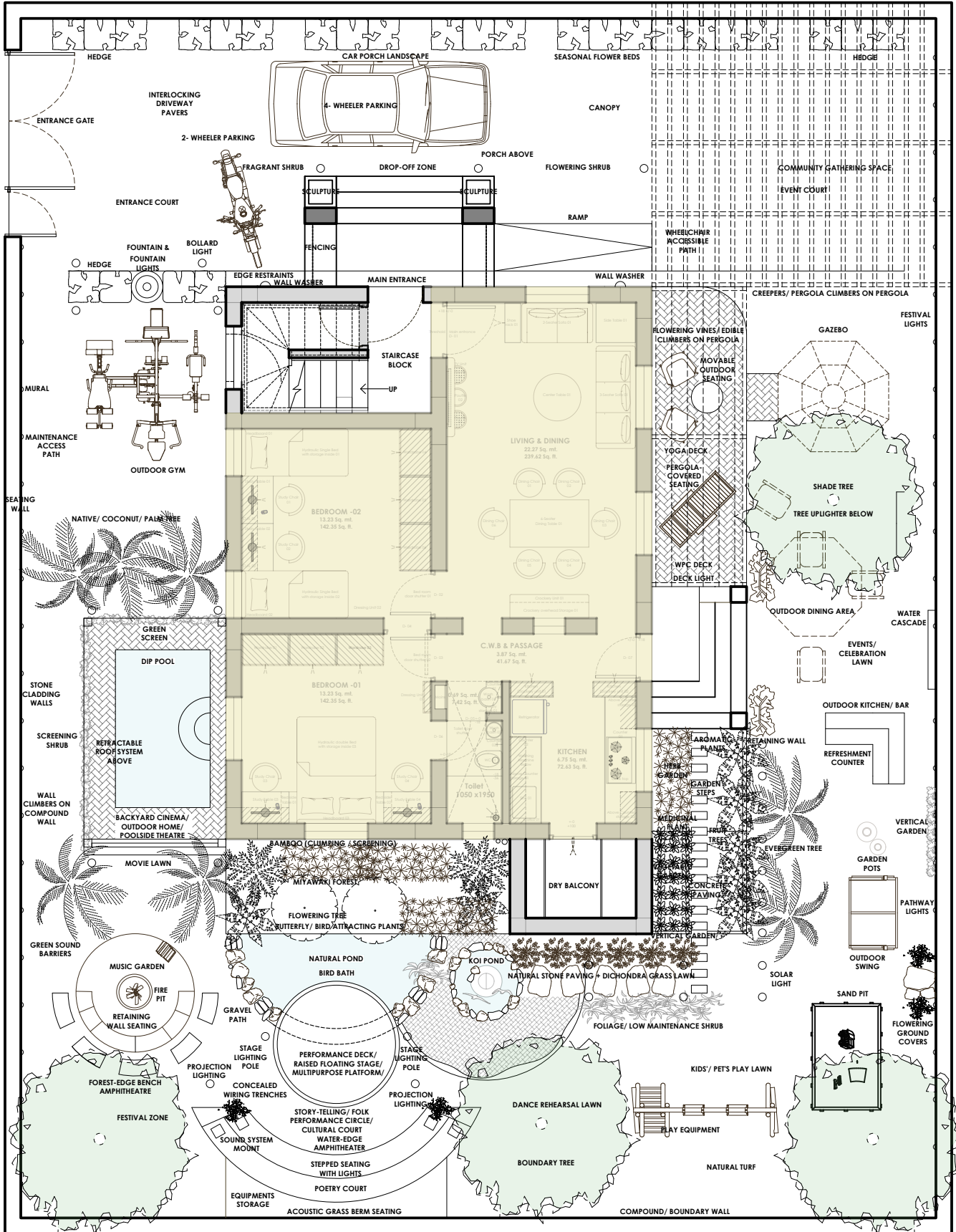
INCREMENTAL MICROGHAR OPTION 04 GROUND FLOOR (SINGLE UNIT)



INCREMENTAL MICROGHAR OPTION 04 FIRST FLOOR (SINGLE UNIT)



LANDSCAPE DESIGN



Start Your Microghar™ Journey Today!

**Microghar™ Interior Design Template
Microghar™ License for 01 No. Prototype Only**

₹ 51,000/- Non-Refundable





Interior Design Template for a Complete, Compact & Comfortable Home

***Designed by Design Nexus
01 April 2026***

www.microghar.com



For Idea Purpose Only

**Email
info@microghar.com**

**WhatsApp
+91 7400191721**

** Mon - Sat
4.00 PM - 6.00 PM**

***For Architecture, Landscape & Urban Design Services,
it is recommended to Consult a Council of Architecture - Registered Architect.***